

Photoelectric/Proximity Sensor Connector Cable

■ Connector cable

◎ M12 Connector

Appearance		Model	Length	Cable material	
DC 2-wire type	Socket type	CID-2	2m	PVC	
		CID-2-I ^{※1}			
		CID-5	5m		
		CID-5-I ^{※1}			
		L-shaped Socket type	CLD-2		2m
			CLD-2-I ^{※1}		
	L-shaped Socket type	CLD-5	5m		
		CLD-5-I ^{※1}			
	Plug type	Plug type	CID2-2P		2m
			CID2-5P		5m
		L-shaped Plug type	CLD2-2P		2m
			CLD2-5P		5m
DC 3-wire type		Socket type	CID3-2	2m	
			CID3-5	5m	
	CLD3-2		2m		
	L-shaped Socket type	CLD3-5	5m		
		Plug type	CID3-2P	2m	
			CLD3-2P	2m	
DC 4-wire type	Socket type	CIDH4-3	3m	PVC	
		CIDH4-5	5m		
		CIDH4-7	7m		
		L-shaped Socket type	CLDH4-3		3m
			CLDH4-5		5m
			CLDH4-7		7m
	Plug type	Plug type	CIDH4-3P		3m
			CIDH4-5P		5m
			CIDH4-7P		7m
		L-shaped Plug type	CLDH4-3P		3m
			CLDH4-5P		5m
			CLDH4-7P		7m
AC 2-wire type	Socket type	CIA2-2	2m	PVC	
		CIA2-5	5m		
		CLA2-2	2m		
	L-shaped Socket type	CLA2-5	5m		
		Plug type	CIA2-2P		2m
			CIA2-5P		5m
L-shaped Plug type	CLA2-2P	2m			
	CLA2-5P	5m			

- ※1: This is IEC standard and it can be customized.
- ※ Be careful of connection, because color is different when DC 4-wire connector cable is used for DC 2-wire sensor.

■ Specifications of connector cable

Ø5, 2/3/4-wire, 2m/3m/5m/7m (AWG22, core diameter: 0.08mm, number of cores: 60, insulator out diameter: Ø1.3mm)
 For, CIDH4/CLDH4, Ø6, 4-wire, 3m/5m (AWG22, core diameter: 0.08mm, number of cores: 60, insulator out diameter: Ø1.65mm)

■ Connector connection cable

◎ M12 Connector

Appearance		Model	Length	Cable material	
Socket - Plug type	DC type	C1D4-2	2m	PVC	
		C1D4-5	5m		
		AC type	C1A4-2		2m
			C1A4-5		5m
			DC type		C2D4-2
		C2D4-5			5m
	AC type	C2A4-2			2m
		C2A4-5	5m		
		DC type	C3D4-2		2m
	C3D4-5		5m		
	AC type		C3A4-2		2m
			C3A4-5		5m
DC type			C4D4-2	2m	
	C4D4-5		5m		
	AC type	C4A4-2	2m		
C4A4-5		5m			
Plug - Plug type		DC type	C1D4-2P	2m	
	C1D4-5P		5m		
	AC type	C1A4-2P	2m		
		C1A4-5P	5m		

◎ M8 Connector

Appearance		Model	Length	Cable material
DC 4-wire type	Socket type	CID408-2	2m	PVC
		CID408-5	5m	
	L-shaped Socket type	CLD408-2	2m	
		CLD408-5	5m	

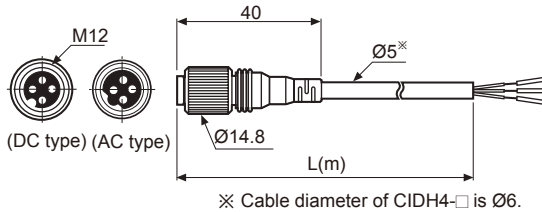
Photoelectric/Proximity Sensor Connector Cable

■ Dimensions

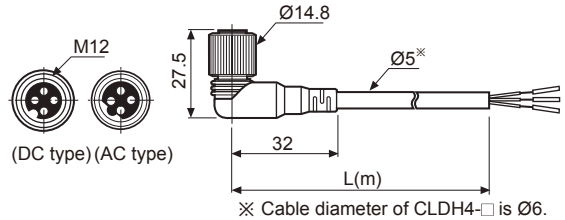
◎ Connector cable(socket type)

(unit: mm)

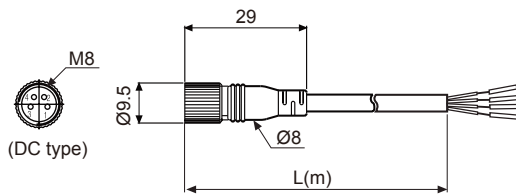
- CID2-□, CID2-□-I ● CID3-□ ● CIA2-□
- CIDH4-□



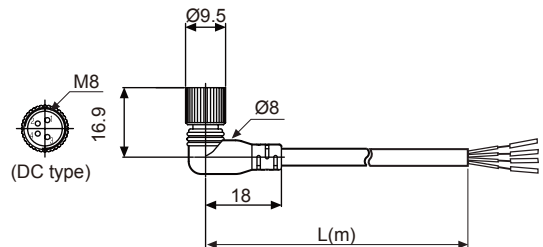
- CLD2-□, CLD2-□-I ● CLD3-□ ● CLA2-□
- CLDH4-□



- CID408-2, CID408-5



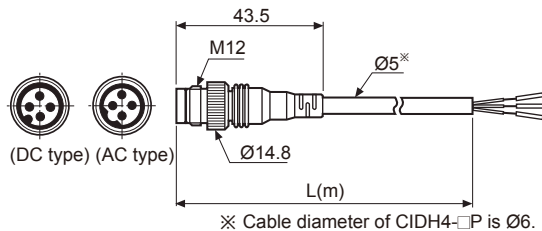
- CLD408-2, CLD408-5



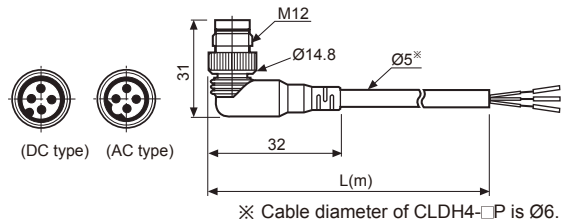
◎ Connector cable(plug type)

(unit: mm)

- CID2-2P ● CIA2-2P ● CID3-2P ● CIDH4-□P



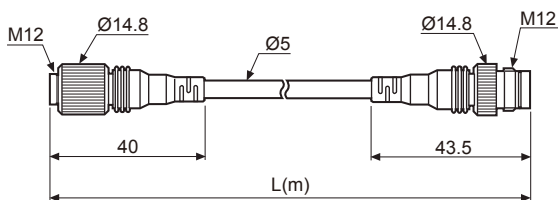
- CLD2-2P ● CLA2-2P ● CLD3-2P ● CLDH4-□P



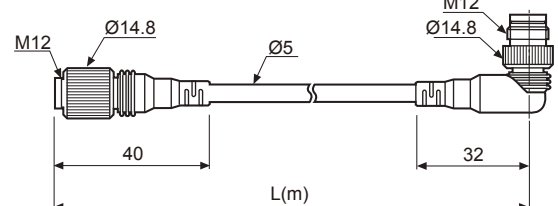
◎ Connector connection cable(socket-plug type)

(unit: mm)

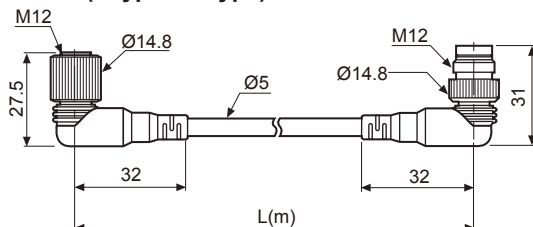
- C1□4-□(standard type)



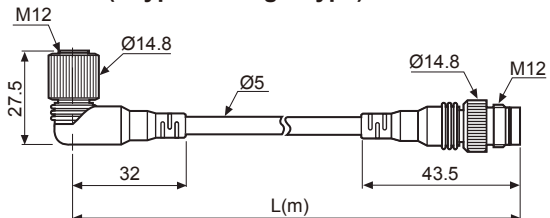
- C3□4-□(straight type = L type)



- C2□4-□(L type = L type)



- C4□4-□(L type = straight type)



(A) Photo electric sensor

(B) Fiber optic sensor

(C) Door/Area sensor

(D) Proximity sensor

(E) Pressure sensor

(F) Rotary encoder

(G) Connector/Socket

(H) Temp. controller

(I) SSR/ Power controller

(J) Counter

(K) Timer

(L) Panel meter

(M) Tacho/ Speed/ Pulse meter

(N) Display unit

(O) Sensor controller

(P) Switching mode power supply

(Q) Stepper motor& Driver&Controller

(R) Graphic/ Logic panel

(S) Field network device

(T) Software

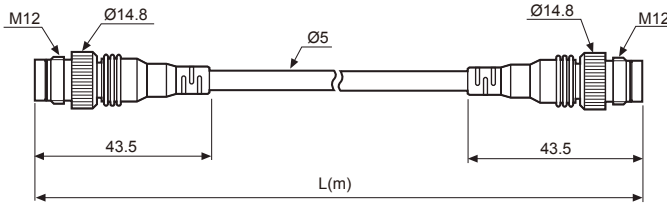
(U) Other

Photoelectric/Proximity Sensor Connector Cable

◎ Connector connection cable(plug-plug type)

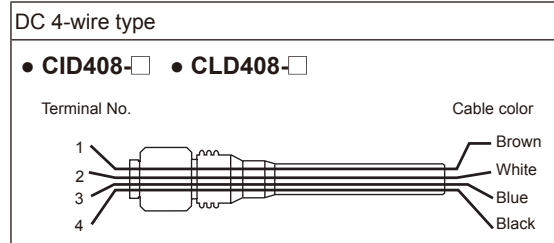
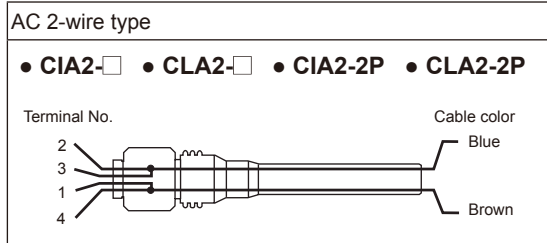
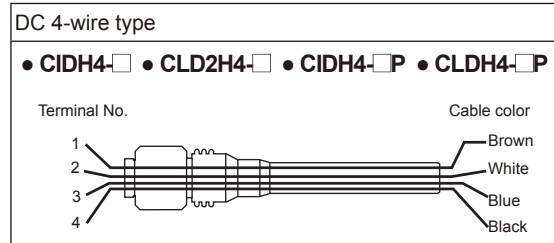
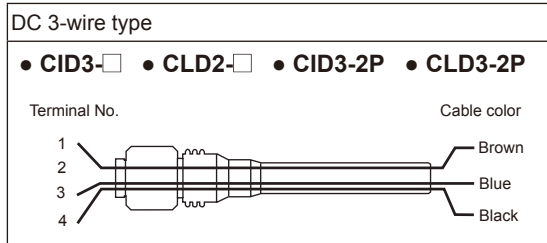
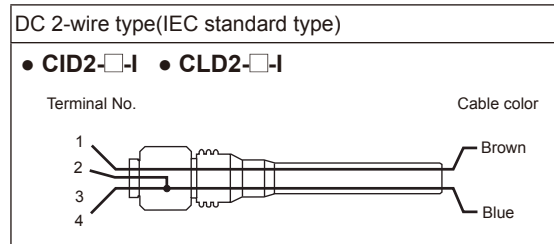
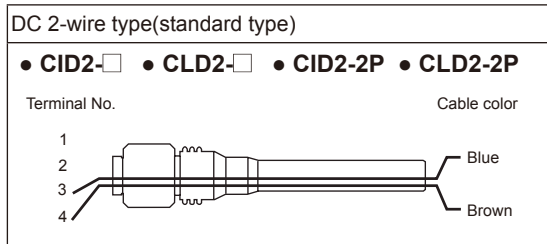
(unit:mm)

● C1D4-□P, C1A4-□P

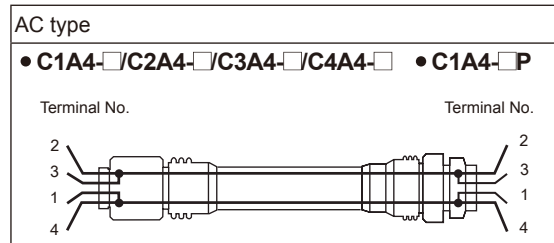
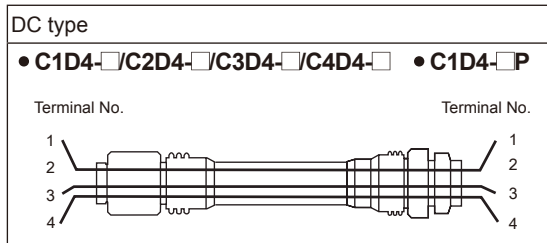


■ Connections

◎ Connector cable



◎ Connector connection cable



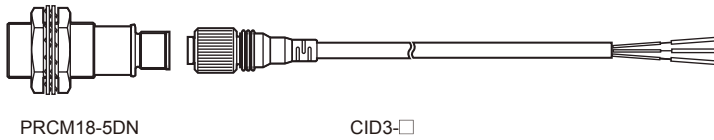
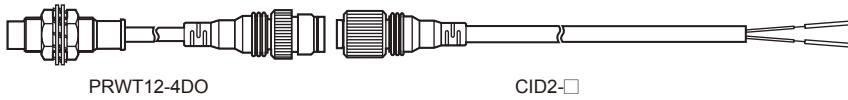
※ Pin 2 is N-C(Not Connected).

※ Pin 2 / 3, 1 / 4 are connected inside.

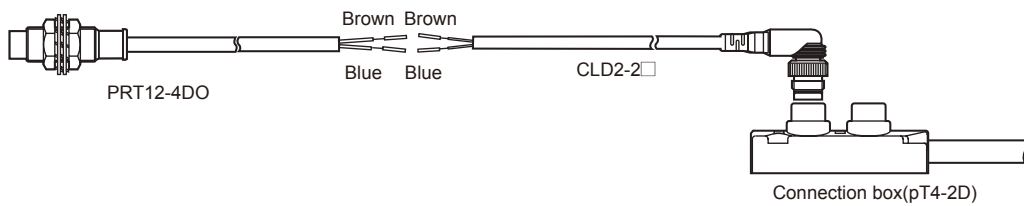
Photoelectric/Proximity Sensor Connector Cable

■ Connector cable connections

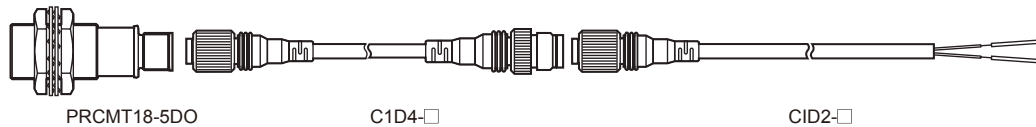
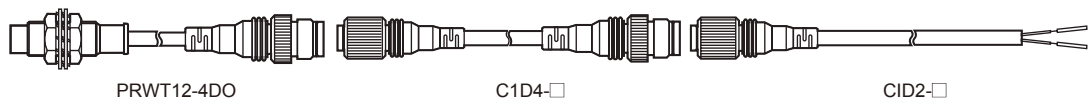
● Connector cable(socket type)



● Connector cable(plug type)



● Connector connection cable(socket-plug type)



(A)	Photo electric sensor
(B)	Fiber optic sensor
(C)	Door/Area sensor
(D)	Proximity sensor
(E)	Pressure sensor
(F)	Rotary encoder
(G)	Connector/Socket
(H)	Temp. controller
(I)	SSR/ Power controller
(J)	Counter
(K)	Timer
(L)	Panel meter
(M)	Tacho/ Speed/ Pulse meter
(N)	Display unit
(O)	Sensor controller
(P)	Switching mode power supply
(Q)	Stepper motor& Driver&Controller
(R)	Graphic/ Logic panel
(S)	Field network device
(T)	Software
(U)	Other